








Chestnut Lane School Grapheme Information Sheet






Grapheme	Pronunciation phrase	Picture card	Formation phrase
s	Show your teeth and hiss out a long 's' ssss ssss		Slither down the snake
a	Make a wide, open smile and make the 'a' sound at the back of your mouth a a a		All around the apple and back down the leaf
t	Place the tip of your tongue behind your top teeth and push it down t t t		Down the tree to the roots and give it a branch
p	Push your lips together then push them open to say p p p quietly		Down the paintbrush and around the palette
i	Make a wide, open smile and make the 'i' sound at the back of your mouth i i i		Down the insect and his sting, dot for the head
n	Place your tongue behind your top teeth and push against them to make a long nnnnn		Down the goalie, over the net
m	Push your lips together to make a long mmmm		Down the mole, build a mound build a mound

Chestnut Lane School Grapheme Information Sheet






Grapheme	Pronunciation phrase	Picture card	Formation phrase
d	Put your tongue to the top of your mouth towards the front, push down to make a quick d d d		Around the dogs tummy, up to his ears and down his tail
g	Put your tongue to the top of your mouth towards the back, push down to make g g g		Round the glue pot and scoop it out
o	Make a small circle with your mouth and say o o o		Around the orange and across the leaf
c	Open your mouth into a little smile and make your tongue flat. Move it up towards the top of your mouth to say c c c		Curl around the caterpillar
k	Open your mouth into a little smile and make your tongue flat. Move it up towards the top of your mouth to say k k k		Down the kings back, round his fat tummy and down his leg
e	Make a wide, open smile and say a short e e e		around the elephant's face and up his trunk
u	Open your mouth wide and say u u u		under the umbrella, add the puddle



Chestnut Lane School Grapheme Information Sheet

Grapheme	Pronunciation phrase	Picture card	Formation phrase
r	Show your teeth and make a long rrrr rrrr		rain comes down and out comes a rainbow
h	Open your mouth and push out a sharp, quiet h h h		down the finger, over the hand
b	Push your lips together then push them open to say b b b		straight down bounce the ball
f	Put your top teeth on your bottom lip and push out the air to make a long fffff fffff		finish the fence and close the lock
l	Place your tongue behind your top teeth and push against them to make a long llll llll		down the leg and remember the foot

Chestnut Lane School Grapheme Information Sheet

Grapheme	Pronunciation phrase	Picture card	Formation phrase
j	Pucker your lips and show your teeth, use your tongue as you say j j j		jump into the jam jar, scoop it out, add the lid
v	Put your top teeth on your bottom lip and make a buzzing vvvv vvvv		the van goes down up straight on the bumpy road
w	Push your lips open and keep your mouth small as you make a quiet w w w		down and up one wing then down and up the other
x	Push your mouth open as you make the cs/x sound cs cs cs (x x x)		put a cross on the box
z	Show your teeth and make a buzzing zzzz zzzz		zig zag zig goes the zip
y	Open your mouth into a little smile, tongue to the top of your mouth, and without changing the shape of your mouth say y y y		into the yoghurt and scoop it out
qu	Push open your mouth as you say a quick qu qu qu		around the queens face down her plait and give it a flick